

ICC-ES Evaluation Report

ESR-1901

Reissued September 2024


This report also contains:

- CBC Supplement

Subject to renewal September 2025

ICC-ES Evaluation Reports are not to be construed as representing aesthetics or any other attributes not specifically addressed, nor are they to be construed as an endorsement of the subject of the report or a recommendation for its use. There is no warranty by ICC Evaluation Service, LLC, express or implied, as to any finding or other matter in this report, or as to any product covered by the report.

Copyright © 2024 ICC Evaluation Service, LLC. All rights reserved.

<p>DIVISION: 33 00 00— UTILITIES</p> <p>Section: 33 46 00— Subdrainage</p>	<p>REPORT HOLDER:</p> <p>JDR ENTERPRISES, INC.</p> <p>ADDITIONAL LISTEE:</p> <p>MAR-FLEX WATERPROOFING AND BUILDING PRODUCTS</p>	<p>EVALUATION SUBJECT:</p> <p>J-DRain® SWD-6, SWD-7¹/₄, SWD-12, 200 AND 220 DRAIN SYSTEMS</p>	
--	---	---	---

1.0 EVALUATION SCOPE

1.1 Compliance with the following codes:

- 2021, 2018, 2015, 2012, 2009 and 2006 [International Building Code® \(IBC\)](#)
- 2021, 2018, 2015, 2012, 2009 and 2006 [International Residential Code® \(IRC\)](#)
- BOCA® National Building Code/1999 (BNBC)

Property evaluated:

- Foundation drainage system

1.2 Evaluation to the following green standards:

- 2020, 2015, 2012 and 2008 ICC 700 [National Green Building Standard™](#) (ICC 700-2020, ICC 700-2015, ICC 700-2012 and ICC 700-2008)

Attribute verified:

- See Section 3.1

2.0 USES

J-DRain® Drains are used as alternatives to conventional crushed stone- or gravel-covered pipe drains installed around building foundations in accordance with the applicable code.

3.0 DESCRIPTION

3.1 General:

The attribute of the J-DRain® Drains has been verified as conforming to the provisions of ICC 700-2020 Sections 602.1.3, 11.602.1.3, 1202.2 and 13.104.1.2, ICC 700-2015 and ICC 700-2012 Section 602.1.3.1 and ICC 700-2008 Section 602.3 for foundation drains. Note that decisions on compliance for those areas rest with the user of this report. The user is advised of the project-specific provisions that may be contingent upon meeting specific conditions, and the verification of those conditions is outside the scope of this report. These codes or standards often provide supplemental information as guidance.

3.1.1 J-DRain® SWD: The J-DRain® SWD-6, SWD-7¹/₄ and SWD-12 are composite drainage systems consisting of a three-dimensional drainage core and a nonwoven, needle-punched filter fabric and fittings. The

filter fabric is wrapped around and bonded to the drainage core, preventing the filter fabric from being drawn into the flow channels during backfilling. Soil particles are held back by the filter fabric, allowing water to pass through to the drainage core.

J-DRain® SWD is available in three widths: SWD-6 is 1-inch deep (25.4 mm) and has a nominal width of 6 inches (152 mm); SWD-7¹/₄ is 1-inch deep (25.4 mm) and has a nominal width of 7¹/₄ inches (184 mm); SWD-12 is 1-inch deep (25.4 mm) and has a nominal width of 12 inches (305 mm). SWD-6, SWD-7¹/₄ and SWD-12 are supplied in rolls 165 feet (50.3 m) long.

3.1.2 J-DRain® 200 Series: The J-DRain® 200 and 220 are composite drainage sheets consisting of a three-dimensional drainage core and a nonwoven, needle-punched filter fabric and fittings. The filter fabric is wrapped around and bonded to the drainage core, preventing the filter fabric from being drawn into the flow channels during backfilling. Soil particles are held back by the filter fabric, allowing water to pass through to the drainage core.

J-DRain® 200 is 0.4-inch deep (10.16 mm) and 4-feet wide (1.22 m), and is supplied in rolls 50 feet (15.24 m) long. J-DRain® 220 is identical to J-DRain® 200, with the addition of a protective sheet bonded to the back side of the core to provide protection for the building waterproofing membranes.

3.2 Components and Fittings:

3.2.1 Rigid Core: The rigid core component of the drains is thermoformed from a black extruded plastic to form an internal dimpled drainage core with a 1-inch depth (25.4 mm).

3.2.2 Filter Fabric: The filter fabric component of the drain is a geotextile, made from polypropylene, black in color, nonwoven and needle-punched for water flow.

3.2.3 Splice Fitting: Splice fittings are used to connect SWD-6 and SWD-12 rolls of strip drains together using a minimum 3-inch-wide (76 mm) polyethylene tape at each joint.

3.2.4 6-0 End Cap Fitting: The 6-0 end cap fitting is used to cover a cut end of SWD-6, either horizontally or vertically. A minimum 3-inch-wide (76 mm) polyethylene tape is used to secure each joint.

3.2.5 End Outlet Fitting: The outlet fitting is a black plastic fitting used to connect SWD-6 and SWD-12 to the drainage piping, using a minimum 3-inch-wide (76 mm) polyethylene tape at the joint.

3.2.6 Corner Fitting: The corner fitting is a black plastic fitting used to connect SWD-6, SWD-7¹/₄ and SWD-12 sections around an inside or outside corner at a 90-degree angle. A minimum 3-inch-wide (76 mm) polyethylene tape is used to secure each joint.

3.2.7 6×6 Step Down Fitting: The 6×6 step down fitting is a black plastic fitting used with SWD-6 to facilitate changing vertical height along a foundation. A minimum 3-inch-wide (76 mm) polyethylene tape is used to secure each joint.

3.2.8 Side-Outlet Fitting: The side-outlet fitting is used to make an in-line transition for SWD-6, SWD-7¹/₄ and SWD-12 for intermediate collection of water along the footing. A minimum 3-inch-wide (76 mm) polyethylene tape is used to secure each joint.

4.0 DESIGN AND INSTALLATION

4.1 General:

The J-DRain® SWD-6, SWD-7¹/₄, SWD-12, 200 and 220 must be installed in accordance with this report and the manufacturer's published installation instructions. Where the manufacturer's published installation instructions and this report differ, this report must govern. For typical installation drawings, refer to [Figure 1](#).

Prior to installation of J-DRain SWD-6, SWD-12, 200 and 220, waterproofing or dampproofing must be installed on the below-grade foundation or retaining wall in accordance with the applicable code.

4.2 J-DRain® SWD-6 and SWD-12:

J-DRain® SWD-6 and SWD-12 drainage material must be unrolled along the footing at the base of the wall parallel to the length of the wall. The filter fabric adheres to the partially cured waterproofing or dampproofing. When SWD-6 or SWD-12 is applied to cured waterproofing, dampproofing or concrete foundations, an adhesive compatible with the drainage material, or mechanical means (i.e., insulation anchors as specified by the waterproofing or dampproofing manufacturer), must be used to hold the drain system in place. An outlet

fitting must be attached to the end of the SWD-6 or SWD-12, and a 4-inch-diameter (102 mm) plastic pipe complying with the applicable plumbing code is attached to the outlet fitting. The SWD-6 or SWD-12 perimeter drain must discharge by gravity or mechanical means into an approved drainage system that complies with the applicable plumbing code. The below-grade foundation or retaining wall must then be backfilled and compacted to the density required by the applicable code.

4.3 J-DRain® 200 Series:

The J-DRain® 200 and 220 sheets are installed from the base of the footing upward to within 6 inches (152.4 mm) below the top of the backfill and provide full coverage of the foundation wall. The sheets must be attached to the foundation wall with an adhesive compatible with the drainage material, or by mechanical means (i.e., insulation anchors as specified by the waterproofing or dampproofing manufacturer). The J-DRain® 200 and 220 must be installed with a collection system of J-DRain® SWD-6 or SWD-12 at the base of the foundation wall. The J-DRain® 200 and 220 must be installed prior to the collection system described in Section 4.2. The SWD-7¹/₄ is an alternative collection system used with J-DRain® 200 and 220. SWD-7¹/₄ must be installed in accordance with Section 4.4. The below-grade foundation or retaining wall must then be backfilled and compacted to the density required by the applicable code.

4.4 J-DRain® SWD-7¹/₄:

The SWD-7¹/₄ drainage material is installed continuously on the interior of the footing forms prior to placement of concrete. Drainage material is cast in place after the concrete is placed in forms and forms are removed. (Note: Drainage material may be placed on the exterior and/or interior vertical surface of the footing.) SWD-7¹/₄ must be attached to a side outlet fitting with a 4-inch-diameter (102 mm) plastic pipe complying with applicable plumbing code (i.e., bleeder). The SWD-7¹/₄ perimeter drain must discharge by gravity or mechanical means into an approved drainage system that complies with the applicable plumbing code (i.e., sump pump). The 3-inch-wide (76 mm) tape must not be used with the SWD-7¹/₄ cast-in-place drainage system.

J-DRain® SWD-7¹/₄ as an option may be used as an exterior vertical drain strip (chimney), mechanically fastened from the top of wall to the base of footing.

5.0 CONDITIONS OF USE:

The J-DRain® SWD-6, SWD-7¹/₄, SWD-12, 200 and 220 described in this report comply with, or are suitable alternatives to what is specified in, those codes listed in Section 1.0 of this report, subject to the following conditions:

- 5.1 The manufacturer must submit installation instructions for the drain at the time of permit application.
- 5.2 When adhesives are used to attach the drainage system to foundation or retaining walls, JDR Enterprises, Inc., must verify compatibility of the adhesives with the drainage system and the waterproofing and dampproofing materials.
- 5.3 The J-DRain® 200 and 220 are limited to use on foundation walls less than 20 feet (6.10 m) in height.
- 5.4 The products are manufactured under a quality control program with inspections by ICC-ES.

6.0 EVIDENCE SUBMITTED

Data in accordance with the [ICC-ES Acceptance Criteria for Composite Foundation Drainage Systems \(AC243\)](#), dated October 2005 (editorially revised April 2021).

7.0 IDENTIFICATION

- 7.1 Each package of the J-DRain® SWD-6, SWD-7¹/₄, SWD-12, 200 and 220 drains must be identified with the name of JDR Enterprises, Inc., or the report listee, as indicated in [Table 1](#) of this report; the product name as noted in [Table 1](#); and the evaluation report number (ESR-1901).
- 7.2 The report holder's contact information is the following:

JDR ENTERPRISES, INC.
292 SOUTH MAIN STREET, SUITE 200
ALPHARETTA, GEORGIA 30009
(770) 442-1461
www.j-drain.com
markk@j-drain.com

7.3 The Additional Listees' contact information is the following:

MAR-FLEX WATERPROOFING AND BUILDING PRODUCTS
500 BUSINESS PARKWAY
CARLISLE, OHIO 45005
(513) 422-7285
www.mar-flex.com
info@mar-flex.com

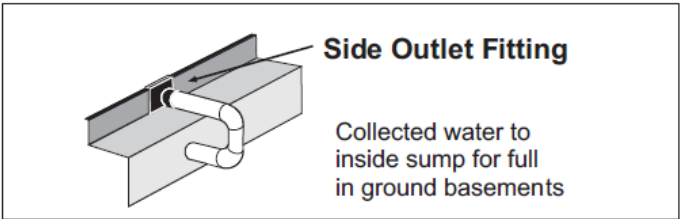
TABLE 1—COMPANY NAME/PRODUCT TRADE NAME CROSS-REFERENCE

COMPANY NAME	PRODUCT TRADE NAMES				
JDR Enterprises, Inc.	J-DRain SWD-6	J-Drain SWD-7 ¹ / ₄	J-Drain SWD-12	J-DRain 200	J-DRain 220
Mar-Flex Waterproofing	6" GeoDrain Tile	N/A	12" GeoDrain Tile	ArmorDrain 110	N/A

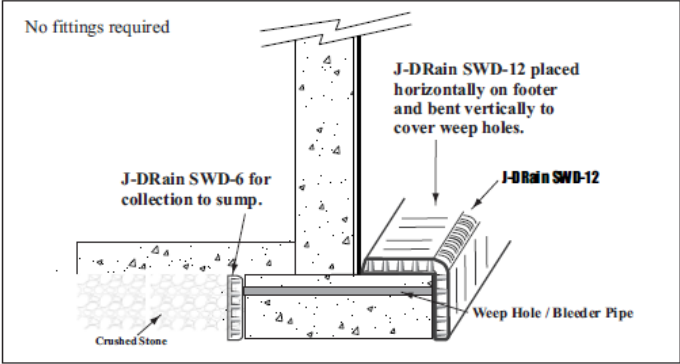
N/A = Not Applicable

Weeped or Bleed Pipe Footings

Option 1



Option 2



Option 3

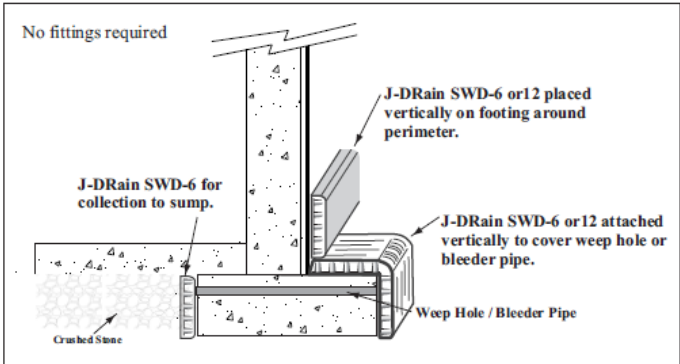


FIGURE 1—TYPICAL INSTALLATION DRAWINGS

DIVISION: 33 00 00—UTILITIES
Section: 33 46 00—Subdrainage

REPORT HOLDER:

JDR ENTERPRISES, INC.

EVALUATION SUBJECT:

J-DRAIN® SWD-6, SWD-7¹/₄, SWD-12, 200 AND 220 DRAIN SYSTEMS

1.0 REPORT PURPOSE AND SCOPE**Purpose:**

The purpose of this evaluation report supplement is to indicate that J-Drain® SWD-6, SWD-7¹/₄, SWD-12, 200 And 220 Drain Systems, described in ICC-ES evaluation report ESR-1901, have also been evaluated for compliance with the code(s) noted below.

Applicable code edition(s):

- 2022 and 2019 *California Building Code* (CBC)

For evaluation of applicable Chapters adopted by the California Office of Statewide Health Planning and Development (OSHPD) AKA: California Department of Health Care Access and Information (HCAI) and the Division of State Architect (DSA), see Sections 2.1.1 and 2.1.2 below.

- 2022 and 2019 *California Residential Code* (CRC)

2.0 CONCLUSIONS**2.1 CBC:**

The J-Drain® SWD-6, SWD-7¹/₄, SWD-12, 200 And 220 Drain Systems, described in Sections 2.0 through 7.0 of the evaluation report ESR-1901, comply with CBC Chapter 18, provided the design and installation are in accordance with the 2021 and 2018 *International Building Code*® (IBC) provisions noted in the evaluation report and the additional requirements of CBC Chapter 18, as applicable.

2.1.1 OSHPD:

The applicable OSHPD Sections and Chapters of the CBC are beyond the scope of this supplement.

2.1.2 DSA:

The applicable DSA Sections and Chapters of the CBC are beyond the scope of this supplement.

2.2 CRC:

The J-Drain® SWD-6, SWD-7¹/₄, SWD-12, 200 And 220 Drain Systems, described in Sections 2.0 through 7.0 of the evaluation report ESR-1901, comply with CRC Section R405, provided the design and installation are in accordance with the 2021 and 2018 *International Residential Code*® (IRC) provisions noted in the evaluation report and the additional requirements of CRC Section R405, as applicable.

This supplement expires concurrently with the evaluation report, reissued September 2024.