

# ICC-ES Evaluation Report

ESR-2316

Reissued October 2024

This report also contains:


- [City of LA Supplement](#)

Subject to renewal October 2026

- [CA Supplement](#)

ICC-ES Evaluation Reports are not to be construed as representing aesthetics or any other attributes not specifically addressed, nor are they to be construed as an endorsement of the subject of the report or a recommendation for its use. There is no warranty by ICC Evaluation Service, LLC, express or implied, as to any finding or other matter in this report, or as to any product covered by the report.

Copyright © 2024 ICC Evaluation Service, LLC. All rights reserved.

<p><b>DIVISION: 10 00 00 — SPECIALTIES</b></p> <p><b>Section: 10 31 00 — Manufactured Fireplaces</b></p>	<p><b>REPORT HOLDER: EARTHCORE INDUSTRIES, LLC</b></p>	<p><b>EVALUATION SUBJECT: ISOKERN STANDARD MODELS 36-INCH, 42-INCH AND 46-INCH FIREPLACE AND DM CHIMNEY SYSTEMS; ISOKERN MAGNUM FIREPLACE SERIES MODELS 28, 36, 42, 48, 60 AND 72; ISOKERN FIREPLACE WITH FIRE-LITE APPLICATION</b></p>	
--	--	---	---

## 1.0 EVALUATION SCOPE

**Compliance with the following codes:**

- 2021, 2018, 2015, 2012, 2009 and 2006 [International Building Code® \(IBC\)](#)
- 2021, 2018, 2015, 2012, 2009 and 2006 [International Residential Code® \(IRC\)](#)
- 2021, 2018, 2015, 2012, 2009 and 2006 [International Mechanical Code® \(IMC\)](#)

**Properties evaluated:**

- Fire resistance
- Seismic resistance

## 2.0 USES

The Isokern fireplaces are wood-burning that are constructed in the field using prefabricated cementitious blocks.

## 3.0 DESCRIPTION

**3.1 Solid-fuel-burning Fireplaces: Isokern Standard Models 36-Inch, 42-Inch, and 46-Inch with DM Chimney; and Magnum Fireplace Series Models 28, 36, 42, 48, 60 and 72 with DM54 Chimney:**

Isokern fireplaces and DM54 chimney systems are modular refractory units designed for field assembly. The units consist of interlocking precast parts that are fitted together in the field using a premixed mortar called Earthcore mortar, supplied with the units, to form a solid-fuel-burning fireplace and chimney system. The refractory parts are manufactured using a proprietary mixture of volcanic pumice aggregate and aluminate cement. The firebox, smoke dome and chimney outer casing are manufactured with medium-density material, and the flue liner with high-density material. High-temperature refractory firebricks, a minimum of 1<sup>1</sup>/<sub>8</sub> inches (28.6 mm) thick, are provided to line the interior of the firebox. The firebox is available in sizes noted in [Table 2](#). See [Figures 1](#) through [3](#) for further details.

**3.2 Fire-Lite Systems:**

**3.2.1 General:** The Fire-Lite systems consist of Standard Models 36-inch, 42-inch, and 46-inch fireplaces and Magnum Series Models 28-inch, 36-inch, 42-inch 48-inch, 60-inch and 72-inch fireplaces, described in

Section 3.1, and a factory-built chimney. All conditions of fireplace manufacture and installation noted in Section 3.1 apply, except as noted in Section 3.2.2.

**3.2.2 Factory-built Chimney:** A listed and labeled factory-built chimney is used with the fireplaces, subject to the following requirements:

1. The factory-built chimney is listed by an approved agency for compliance with the requirements of UL 103 for continuous use at 1000°F (537°C) and intermittent use at 1700°F (927°C).
2. The factory-built chimney is for use only with an open combustion chamber and must be marked "Residential Type and Building Heating Appliance Chimney."
3. The chimney is either solid-pack insulated, a combination of insulation and air space, or noninsulated, completely thermal siphoning, double-wall air-cooled.
4. Listed chimney liners conforming to the 1700°F (927°C) requirements of UL 1777, ULC S635, or ULC S640 may be used.
5. Chimneys and chimney liners must be installed and terminated in accordance with the manufacturer's installation instructions and under the terms of the manufacturer's listing for use with open-faced, masonry fireplaces.
6. A minimum 2-inch (51 mm) clearance to combustible construction and 3-inch (76 mm) clearance to insulation is maintained.

As an alternative, a listed and labeled I Earthcore Industries, LLC ECO factory-built chimney may be used with the fireplaces based on UL 127 testing, subject to the following requirements:

1. The factory-built chimney must be installed and terminated in accordance with the report holder's installation instructions and under the terms of the report holder's listing for the fireplaces.
2. A minimum 2-inch (51 mm) clearance to combustible construction and insulation is maintained.

### **3.3 Fireplaces installed with Factory-built Chimney in Seismic Design Categories C, D, E and F:**

The firebox units, described in this report, may be used in conjunction with factory-built chimneys listed and labeled as complying with UL103, and must be used with one in Seismic Design Categories C, D, E, and F. The factory-built chimneys must comply with Type HT requirements of UL 103 and be marked "Type HT" and "Residential Type and Building Heating Appliances." As an alternative, a listed and labeled Earthcore Industries, LLC ECO factory-built chimney may be used with the fireplaces. The chimneys are limited to a maximum height of 80 feet (24380 mm) and a minimum height of 14 feet (4270 mm); except that where offsets are used, the minimum height is 17 feet (5180 mm). The maximum number of offsets is two.

### **3.4 Grout and Mortar:**

Grout used in construction of the fireplace unit is Quickcrete Concrete Mix #1001, 4000 psi concrete mix or equivalent. Mortar used with the fireplace unit is Earthcore mortar.

## **4.0 DESIGN AND INSTALLATION**

### **4.1 General:**

The fireplaces must be installed in accordance with this report, the manufacturer's instructions, and the applicable code. A copy of the manufacturer's published instructions must be available at the jobsite at all times during installation. The fireplaces are not recognized for use with doors.

Combustion air must be provided in accordance with IBC Section 2111.14 or IRC Section R1006.1, as applicable, and the manufacturer's published installation instructions.

### **4.2 Design:**

Installation is limited to Seismic Design Categories A and B, except that when installation is in accordance with Section 4.3 of this report, the fireplaces may be installed in Seismic Design Categories C, D, E and F, provided the seismic design factors are limited to the values noted in [Table 1](#). The seismic design must be in accordance with Sections 15.3.2 (1) and 13.3, 13.4, 13.5 and 13.6 of ASCE 7. Fireplace systems used in Seismic Design Categories C, D, E, and F are limited to those incorporating listed and labeled factory-built chimneys.

Structural design calculations and construction plans prepared by a licensed design professional are required to determine the requirements for the fireplace foundation and anchorage of the fireplace to the foundation.

When installation is on wood floor construction, the licensed design professional must determine the requirements for support and anchorage for the combined gravity and seismic loading. The applicability of the seismic design parameters in [Table 1](#), for Seismic Design Categories C, D, E and F, must be verified with due consideration of the flexibility of anchorage and supports. In addition, the calculated long-term deflection of the wood members supporting the fireplace must not exceed the values shown in IBC Table 1604.3 for floor members. Under the IRC, an engineered design must be provided in accordance with IRC Section R301.1.3.

#### 4.3 Installation:

**4.3.1 General:** A noncombustible foundation, adequate to support all required loads, is necessary and must be approved by the building inspector. Fire-Lite systems may be installed on combustible systems. For combustible supporting systems, installation of a 3-inch-thick (76 mm) Earthcore base plate is required before placement of the firebox hearth components. The Fire-Lite system firebox is assembled following the manufacturer's published instructions. For Seismic Design Categories C, D, E and F, anchorage of the fireplace unit to the foundation or supporting floor must be designed as described in Section 4.2. Units are assembled on the foundation by installing the base plate, firebox wall sections, damper assembly, and smoke dome. Earthcore Mortar is mixed with water until smooth and without dry spots and is then poured into the supplied Earthcore application bag and applied to one adjoining component face of each joint. A 1/2-inch-wide (12.7 mm) line of mortar is applied 1/2 inch (12.7 mm) from all edges of the face with two longitudinal lines between. Mortar must be exposed at the joints when components are joined, and the excess must be smoothed out. The firebox hearth, side walls and back wall are then lined with approved refractory bricks a minimum of 1 1/8 inches (28.6 mm) thick, except for the Magnum Models 60 and 72, which require minimum 4-inch-thick (101.6 mm) approved refractory bricks, complying with ASTM C27 or ASTM C1261, at the side walls using a refractory mortar, complying with ASTM C199, recommended by Earthcore Industries, LLC.

**4.3.2 Clearances:** Minimum clearance from the fireplace opening to side walls is 26 inches (660 mm). Sheathing and trim must be kept at least 8 inches (203 mm) from the opening. Combustible mantles must be at least 14 inches (356 mm) above the opening. A noncombustible hearth extension is necessary and must extend a minimum of 20 inches (508 mm) in front and 12 inches (305 mm) beyond each side of the fireplace opening.

For the Magnum Series Models 60 and 72, minimum clearance from the fireplace opening to side walls is 48 inches (305 mm). Sheathing and trim must be kept at least 9 inches (228 mm) from the opening. Combustible mantles must be at least 24 inches (610 mm) above the opening. A noncombustible hearth extension is necessary and must extend a minimum of 30 inches (762 mm) in front of and 12 inches (305 mm) beyond each side of the fireplace opening.

**4.3.3 DM54 Chimney Systems:** The DM54 chimney system must be supported from the top plate of the smoke dome. The chimney is assembled starting with a 6-inch-high (152 mm) liner that offsets the joints in the octagonal inner Earthcore liner from those in the square outer chimney casing. The mortar mix is applied in all joints as previously described. The outer chimney blocks have provisions for installation of reinforcing bars. Chimneys may include offsets with a maximum horizontal distance of 6 feet (1829 mm) which is 24 offset blocks in sequence. The offset blocks are supplied by Earthcore Industries, LLC. The fourth and sixth offset blocks and every third block thereafter must be supported by a concrete block support wall. Where required by the code official, details of the support wall construction must be provided.

The portion of the chimney exposed to the exterior must be covered with weather protection material such as exterior plaster or brick veneer, in accordance with the applicable code. Terminations must comply with IBC Section 2113.9 and IRC Section R1003.9. Where required by the code official, an approved spark arrester complying with 2021, 2018, 2015, 2012 IBC Section 2113.9.2, 2009 and 2006 IBC Section 2113.9.1 or IRC R1003.9.2, as applicable, must be used. Under the 2021, 2018, 2015, 2012 IBC and IRC, a chimney cap must be installed in accordance with IBC Section 2113.9.1 or IRC Section R1003.9.1, as applicable.

For installations with vertical chimneys, the fireplace and chimney may be installed with zero clearance to combustibles, except that the Magnum series units require a minimum 1 1/2-inch (38 mm) clearance on the sides and back of the firebox and smoke chamber. When offset blocks are used, the system must be installed with minimum 1 1/2-inch (38 mm) clearance on the sides and back of the firebox and smoke chamber, and with zero clearance on the top; the chimney is installed at zero clearance to combustibles. Except as noted in this section for clearances to combustibles, chimney fireblocking must be in accordance with IBC Section 2113.20 and IRC Section R1003.19, as applicable.

## 5.0 CONDITIONS OF USE:

The Isokern fireplaces and chimney systems described in this report comply with, or are suitable alternatives to what is specified in, those codes listed in Section 1.0 of this report, subject to the following conditions:

- 5.1 The fireplaces must be installed in accordance with this report, the manufacturer's published installation instructions and the applicable code. In the event of a conflict between this report and the manufacturer's instructions, this report governs.
- 5.2 Structural design and calculations from a registered design professional must be provided to the code official to justify the supporting structure for all applicable loads, including gravity, wind and earthquake loading, and applicable load combinations per IBC Section 1605.
- 5.3 An analysis shall be provided to the code official establishing that the seismic conditions for the installation site do not exceed the specified seismic limitations.
- 5.4 The fireplaces must not be installed with doors.
- 5.5 Compliance with the fireplace air leakage provisions found in 2021, 2018 and 2015 *International Energy Conservation Code*<sup>®</sup> (IECC) Section R402.4.2; 2012 *International Energy Conservation Code*<sup>®</sup> (IECC) Section R402.4.2 and Table R402.4.1.1; 2021, 2018 and 2015 *International Energy Conservation Code*<sup>®</sup> (IECC) Section R402.4.2; 2012 IRC Section N1102.4.2 and Table N1102.4.1.1; 2009 IECC Section 402.4.3; and 2009 IRC Section N1102.4.3, are outside the scope of this report.
- 5.6 Under the 2021 and 2018 IRC and 2021 and 2018 IMC, where factory-built chimneys pass through insulated assemblies, an insulation shield complying with 2021 and 2018 IRC Section R1005.8 or 2021 and 2018 IMC Section 805.7, as applicable, must be installed.
- 5.7 Under the 2021 IRC Section R101.13, fireplace accessories must comply with UL 907 as being listed and labelled fireplace accessories and be installed in with the conditions of the listing, the manufacturer's installation instructions and the report holder's installation instructions.
- 5.8 The wood-fired fireplaces are manufactured in Chesapeake, Virginia, under a quality control program with inspections by ICC-ES.

## 6.0 EVIDENCE SUBMITTED

Data in accordance with the [ICC-ES Acceptance Criteria for Field-constructed Fireplace Systems Using Prefabricated Blocks \(AC375\)](#), dated February 2012 (editorially revised July 2021).

## 7.0 IDENTIFICATION

- 7.1 Product labeling shall include the name of the report holder or listee, and the ICC-ES mark of conformity. The listing or evaluation report number (ICC-ES ESR-2316) may be used in lieu of the mark of conformity. The components of the fireplace and chimney are supplied to the jobsite on shrink-wrapped pallets bearing a label with the Earthcore Industries, LLC, name, and address; the product name; the address of the manufacturing plant and the evaluation report number (ESR-2316). A permanent label must be attached to the fireplace, bearing the Earthcore Industries, LLC, name; the product name; the manufacturing location; the date of manufacture and the serial number; the clearances to combustibles; other information required by UL 127 for wood-fired fireplaces; and the evaluation report number (ESR-2316).
- 7.2 The report holder's contact information is the following:

**EARTHCORE INDUSTRIES, LLC**  
**6899 PHILLIPS INDUSTRIAL BOULEVARD**  
**JACKSONVILLE, FLORIDA 32256**  
**(904) 363-3417**  
[www.earthcore.com](http://www.earthcore.com)  
[www.isokern.net](http://www.isokern.net)

TABLE 1—SEISMIC DESIGN FACTORS FOR SEISMIC DESIGN CATEGORIES C, D, E AND F

FACTOR	VALUE
Amplification Factor, $\alpha_p$	1.0
Component response modification factor, $R_p$	3.0
Z/h factor, where Z is the height in structure of point of attachment with respect to the base; and h is the average roof height of structure with respect to the base	0.65
Spectral response acceleration parameter, $S_{Ds}$	2.0
Weight, $W_p$ (lbs)	See <a href="#">Figure 1</a>
Fundamental period of fireplace unit, $T_s$	0.35

For SI: 1 foot = 305 mm; 1lb = 4.45 N.

TABLE 2—ISOKERN FIREPLACE DIMENSIONS

MODEL	OVERALL SIZE (inches)			FIREBOX OPENING SIZE (inches), Width x Height	HEARTH EXTENSION SIZE (inches), Width x Depth	CHIMNEY MINIMUM SIZE (inches), I.D.	INSTALLED HEIGHT, FIREPLACE AND CHIMNEY DM SYSTEM (feet)	
	Width	Depth	Height				Minimum	Maximum
36-Inch	43	25 <sup>1</sup> / <sub>4</sub>	63 <sup>1</sup> / <sub>4</sub>	37 x 32	58 x 20	12 <sup>3</sup> / <sub>4</sub>	18	80
42-Inch	49	25 <sup>1</sup> / <sub>4</sub>	63 <sup>1</sup> / <sub>4</sub>	42 x 32	64 x 20	12 <sup>3</sup> / <sub>4</sub>	18	80
46-Inch	53	25 <sup>1</sup> / <sub>4</sub>	63 <sup>1</sup> / <sub>4</sub>	47 x 32	68 x 20	12 <sup>3</sup> / <sub>4</sub>	18	80
Mag - 28	35 <sup>1</sup> / <sub>2</sub>	28	60 <sup>1</sup> / <sub>4</sub>	31 x 28 <sup>1</sup> / <sub>2</sub>	57 <sup>1</sup> / <sub>2</sub> x 20	12	18	80
Mag - 36	43	28	69 <sup>3</sup> / <sub>4</sub>	38 <sup>1</sup> / <sub>2</sub> x 38	60 <sup>1</sup> / <sub>2</sub> x 20	12 <sup>3</sup> / <sub>4</sub>	18	80
Mag - 42	48 <sup>1</sup> / <sub>2</sub>	28	69 <sup>3</sup> / <sub>4</sub>	44 <sup>1</sup> / <sub>2</sub> x 38	6 <sup>1</sup> / <sub>2</sub> x 20	12 <sup>3</sup> / <sub>4</sub>	18	80
Mag - 48	53	28	69 <sup>3</sup> / <sub>4</sub>	48 <sup>1</sup> / <sub>2</sub> x 38	70 <sup>1</sup> / <sub>2</sub> x 20	12 <sup>3</sup> / <sub>4</sub>	18	80
Mag - 60	73 <sup>1</sup> / <sub>2</sub>	28	85 <sup>3</sup> / <sub>4</sub>	69 <sup>1</sup> / <sub>2</sub> x 38	91 x 33	12 <sup>3</sup> / <sub>4</sub>	18	80
Mag - 72	85 <sup>1</sup> / <sub>2</sub>	28	85 <sup>3</sup> / <sub>4</sub>	81 <sup>1</sup> / <sub>4</sub> x 38	101 <sup>1</sup> / <sub>4</sub> x 33	12 <sup>3</sup> / <sub>4</sub>	18	80

For SI: 1 foot = 305 mm; 1lb = 4.45 N.

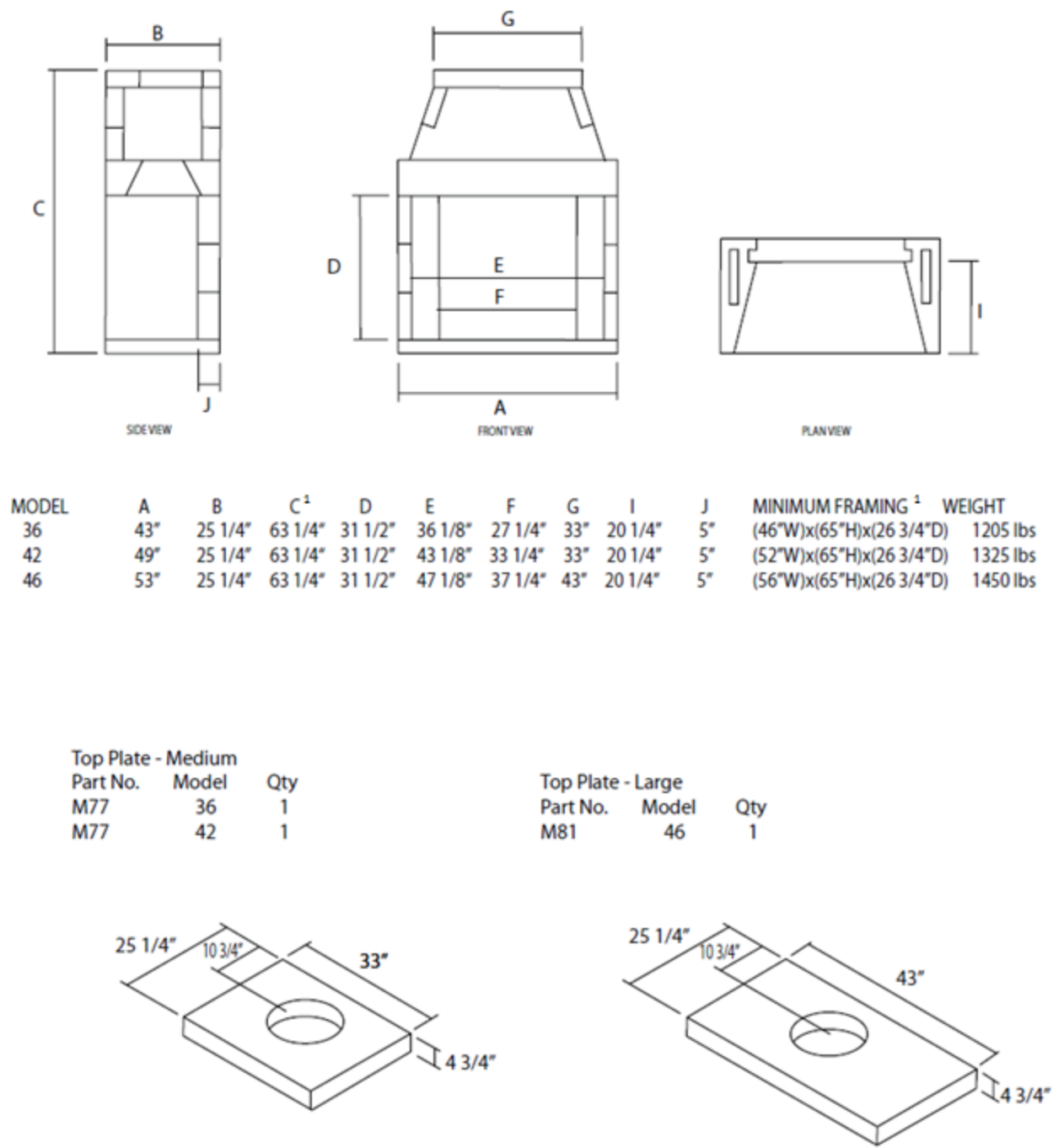
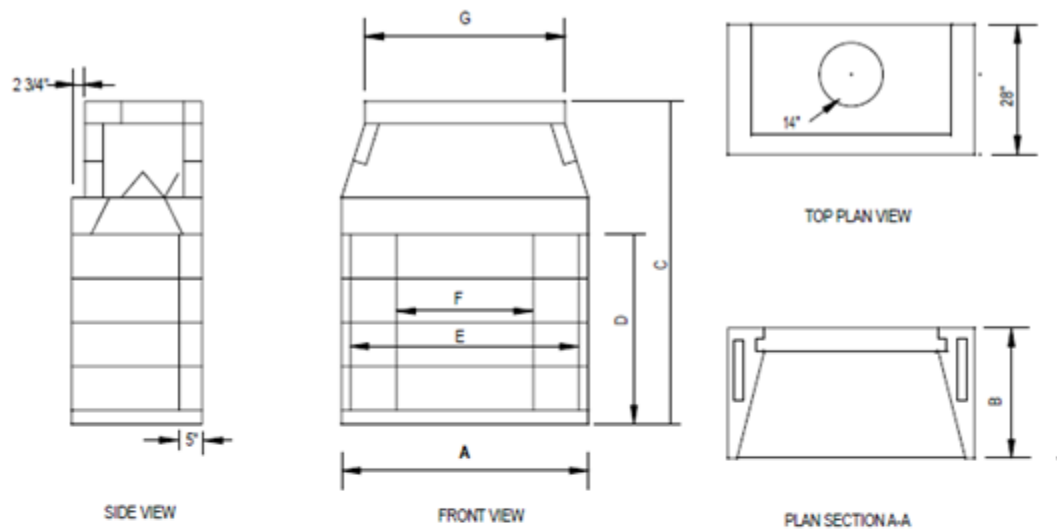


FIGURE 1—STANDARD SERIES DIMENSIONS



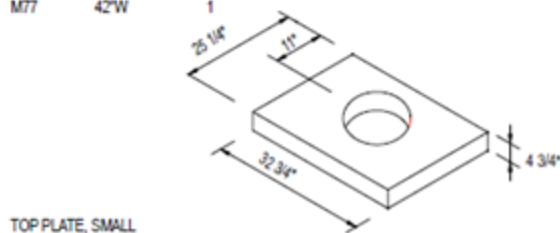
MODEL	"A"	"B"	"C" <sup>1</sup>	"D"	"E"	"F"	"G"	MINIMUM FRAMING: <sup>1</sup>	WEIGHT
28" *	35 1/2"	28"	60 1/4"	31 1/2"	31"	19 3/4"	22 1/4"	39"W x 61 1/2"H x 29 1/2"D	1040 lbs
36"	43"	28"	69 3/4"	41"	38 3/8"	27 1/4"	33"	46"W x 71"H x 29 1/2"D	1300 lbs
42"	49"	28"	69 3/4"	41"	44 1/2"	33 1/4"	33"	52"W x 71"H x 29 1/2"D	1420 lbs
48"	53"	28"	69 3/4"	41"	48 1/2"	37 1/4"	43"	56"W x 71"H x 29 1/2"D	1600 lbs

\* 28" Model comes with three (3) sidewalls

PART NO.:  
M77  
M77

FIREPLACE SIZE:  
36"W  
42"W

QUANTITY:  
1  
1

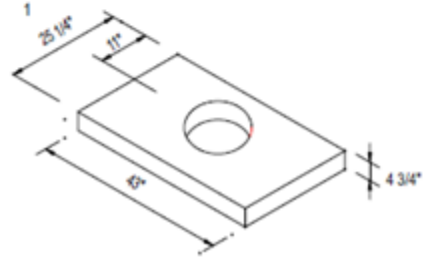


TOP PLATE, SMALL

PART NO.:  
M81

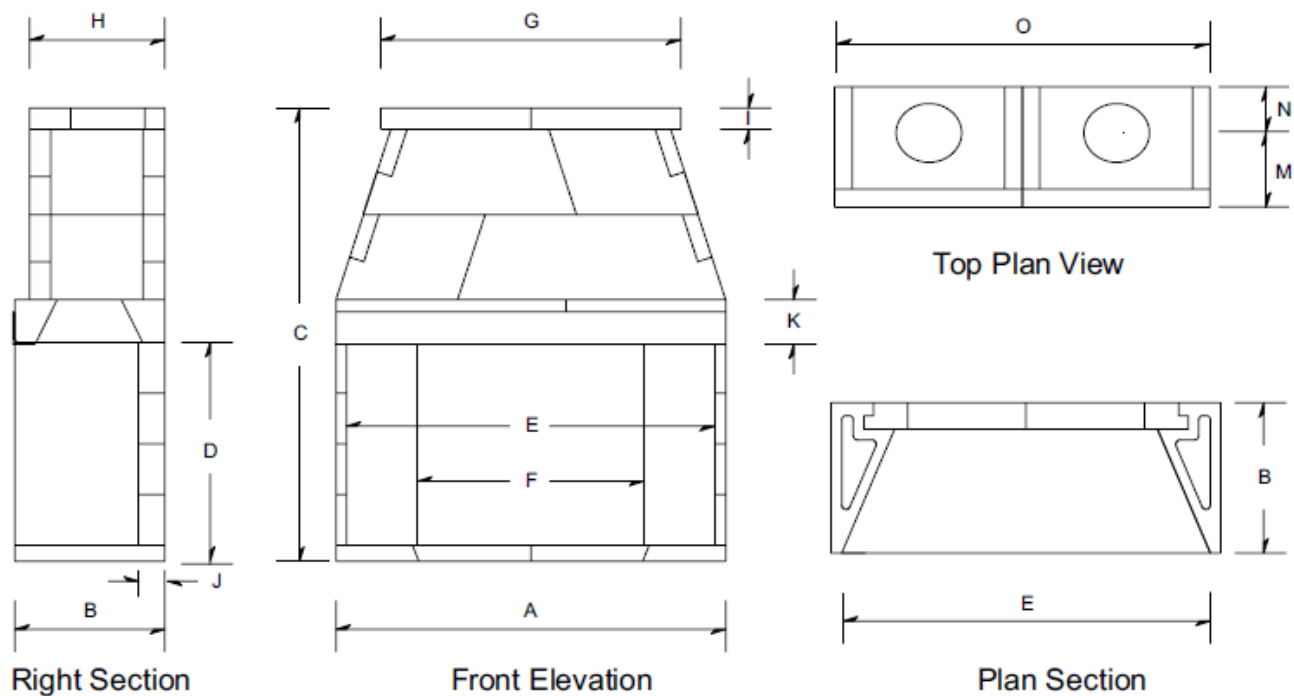
FIREPLACE SIZE:  
48"W

QUANTITY:  
1



TOP PLATE, LARGE

FIGURE 2—MAGNUM 28, 36, 42 AND 48 SERIES DIMENSIONS



Model	A	B	C	D	E	F	G	H	I	J	K	M	N	O
60"	73 1/2"	28"	85 3/4"	41"	69"	57 1/4"	55 1/2"	25 1/4"	4 3/4"	5"	8"	14 1/4"	11"	55 1/2"
72"	85 1/2"	28"	85 3/4"	41"	81 1/4"	69 3/4"	65 1/2"	25 1/4"	4 3/4"	5"	8"	14 1/4"	11"	65 1/2"

Minimum Framing	Weight
76 1/2" W x 87 1/2" H x 29 1/2"	2500 lbs.
88 1/2" W x 87 1/2" H x 29 1/2"	2900 lbs.

Part No.:	Fireplace Size:	Quantity:
M77	60"W	2
M77	72"W	2

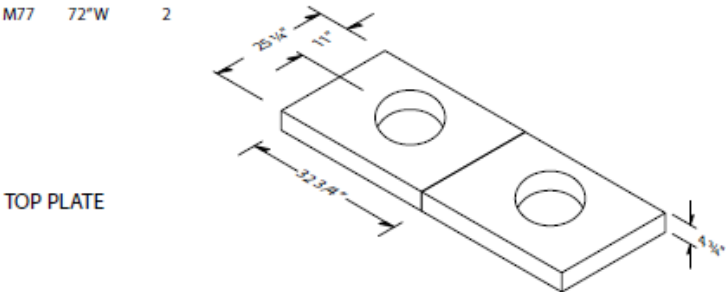


FIGURE 3—MAGNUM 60 AND 72 SERIES DIMENSIONS



# ICC-ES Evaluation Report

# ESR-2316 City of LA Supplement

Reissued October 2024

*This report is subject to renewal October 2026.*

[www.icc-es.org](http://www.icc-es.org) | (800) 423-6587 | (562) 699-0543

A Subsidiary of the International Code Council®

**DIVISION: 10 00 00—SPECIALTIES**  
**Section: 10 31 00—Manufactured Fireplaces**

## REPORT HOLDER:

EARTHCORE INDUSTRIES, LLC

## EVALUATION SUBJECT:

**ISOKERN STANDARD MODELS 36-INCH, 42-INCH AND 46-INCH FIREPLACE AND DM CHIMNEY SYSTEMS; ISOKERN MAGNUM FIREPLACE SERIES MODELS 28, 36, 42, 48, 60 AND 72; ISOKERN FIREPLACE WITH FIRE-LITE APPLICATION**

## 1.0 REPORT PURPOSE AND SCOPE

### Purpose:

The purpose of this evaluation report supplement is to indicate that Isokern fireplaces, described in ICC-ES evaluation report [ESR-2316](#), have also been evaluated for compliance with the codes noted below as adopted by the Los Angeles Department of Building and Safety (LADBS).

### Applicable code editions:

- 2020 *City of Los Angeles Building Code* ([LABC](#))
- 2020 *City of Los Angeles Residential Code* ([LARC](#))

## 2.0 CONCLUSIONS

The Isokern fireplaces, described in Sections 2.0 through 7.0 of the evaluation report [ESR-2316](#), comply with the LABC Chapters 13 and 28 and LARC Section R1004 (with the exception of LARC Section R1004.1.1), and are subjected to the conditions of use described in this supplement.

## 3.0 CONDITIONS OF USE

The Isokern fireplaces described in this evaluation report supplement must comply with all of the following conditions:

- All applicable sections in the evaluation report [ESR-2316](#).
- The design, installation, conditions of use and identification of the fireplaces are in accordance with the 2018 *International Building Code*® (IBC) and 2018 *International Residential Code*® (IRC) provisions noted in the evaluation report [ESR-2316](#).
- The design, installation and inspection are in accordance with additional requirements of LABC Chapters 16 and 17, as applicable.
- The Isokern fireplaces must not be installed in locations in which closable doors are required by the 2019 California Energy Code or the 2020 Los Angeles City Green Building Code.
- When required by the 2019 California Energy Code (CEC), the fireplaces must be installed with the combustible air intake specified in the evaluation report [ESR-2316](#).
- The exterior air supply system to the fireplaces must comply with the requirements noted in 2020 LABC Section 2111.14.1 or 2020 LARC Section R1006, as applicable.
- The installation of the Isokern fireplaces is limited to base floor and seismic parameters noted in Table 1 of the evaluation report [ESR-2316](#).
- The Isokern fireplaces installations in new or existing construction must conform to the provisions of South Coast Air Quality Management District Rule 445.

- The Isokern fireplaces must be installed in accordance with the manufacturer's published installation instructions, the 2020 LABC or 2020 LARC, and the evaluation report [ESR-2316](#). A copy of the manufacturer's published installation instructions must be available at the jobsite.

This supplement expires concurrently with the evaluation report, reissued October 2024.

# ICC-ES Evaluation Report

# ESR-2316 CA Supplement

Reissued October 2024

*This report is subject to renewal October 2026.*

[www.icc-es.org](http://www.icc-es.org) | (800) 423-6587 | (562) 699-0543

A Subsidiary of the International Code Council®

**DIVISION: 10 00 00—SPECIALTIES**

**Section: 10 31 00—Manufactured Fireplaces**

## REPORT HOLDER:

**EARTHCORE INDUSTRIES, LLC**

## EVALUATION SUBJECT:

**ISOKERN STANDARD MODELS 36-INCH, 42-INCH AND 46-INCH FIREPLACE AND DM CHIMNEY SYSTEMS; ISOKERN MAGNUM FIREPLACE SERIES MODELS 28, 36, 42, 48, 60 AND 72; ISOKERN FIREPLACE WITH FIRE-LITE APPLICATION**

## 1.0 REPORT PURPOSE AND SCOPE

### Purpose:

The purpose of this evaluation report supplement is to indicate that Isokern woodll-burning fireplaces, described in ICC-ES evaluation report ESR-2316, have also been evaluated for compliance with the code(s) noted below.

### Applicable code editions:

- 2019 *California Building Code* (CBC)

For evaluation of applicable chapters adopted by the California Office of Statewide Health Planning and Development (OSHPD) AKA: California Department of Health Care Access and Information (HCAI) and the Division of State Architect (DSA), see Sections 2.1.1 and 2.1.2 below.

- 2019 *California Residential Code* (CRC)
- 2019 *California Energy Code* (CEC)

## 2.0 CONCLUSIONS

### 2.1 CBC:

The Isokern wood-burning fireplaces, described in Sections 2.0 through 7.0 of the evaluation report ESR-2316, comply with CBC Chapters CBC Chapters 13 and 28, provided the design and installation are in accordance with the 2018 *International Building Code*® (IBC) provisions noted in the evaluation report and the additional requirements of CBC Chapters 13 and 28, as applicable.

**2.1.1 OSHPD:** The applicable OSHPD Sections and Chapters of the CBC are beyond the scope of this supplement.

**2.1.2 DSA:** The applicable DSA Sections and Chapters of the CBC are beyond the scope of this supplement.

### 2.2 CRC:

The Isokern wood-burning fireplaces, described in Sections 2.0 through 7.0 of the evaluation report ESR-2316, comply with the CRC, provided the design and installation are in accordance with the 2018 *International Residential Code*® (IRC) provisions noted in the evaluation report and the additional requirements of CRC Parts IV, V and VI, as applicable.

### 2.3 CEC:

The Isokern wood-burning fireplaces, described in Sections 2.0 through 7.0 of the evaluation report ESR-2316, comply with the CEC, provided the design and installation are in accordance with the evaluation report ESR-2316 and the additional requirements of CEC Sections 110.1 and 110.5, as applicable.

## 3.0 CONDITIONS OF USE

The Isokern wood-burning fireplaces, described in this evaluation report supplement must comply with all of the following conditions:

- All applicable sections in the evaluation report ESR-2316.
- The design, installation and inspection are in accordance with additional requirements of CBC Chapters 16 and 17, as applicable.
- The Isokern wood-burning fireplaces are approved for use with solid wood logs or manufactured logs.
- The installation of the Isokern wood-burning fireplaces is limited to base floor and seismic parameters noted in Table 1 of the evaluation report ESR-2316.
- When required by the California Energy Code (CEC), the combustible air intake must be as specified in the evaluation report ESR-2316.
- The exterior air supply system to the fireplaces must comply with the requirements noted in 2019 CBC Section 2111.14.1 or 2019 CRC Section R1006, as applicable.
- The Isokern wood-burning fireplaces must be installed in accordance with the manufacturer's published installation instructions, the 2019 CBC or 2019 CRC, and the evaluation report ESR-2316. A copy of the manufacturer's published installation instructions must be available at the jobsite.

This supplement expires concurrently with the evaluation report, reissued October 2024.